



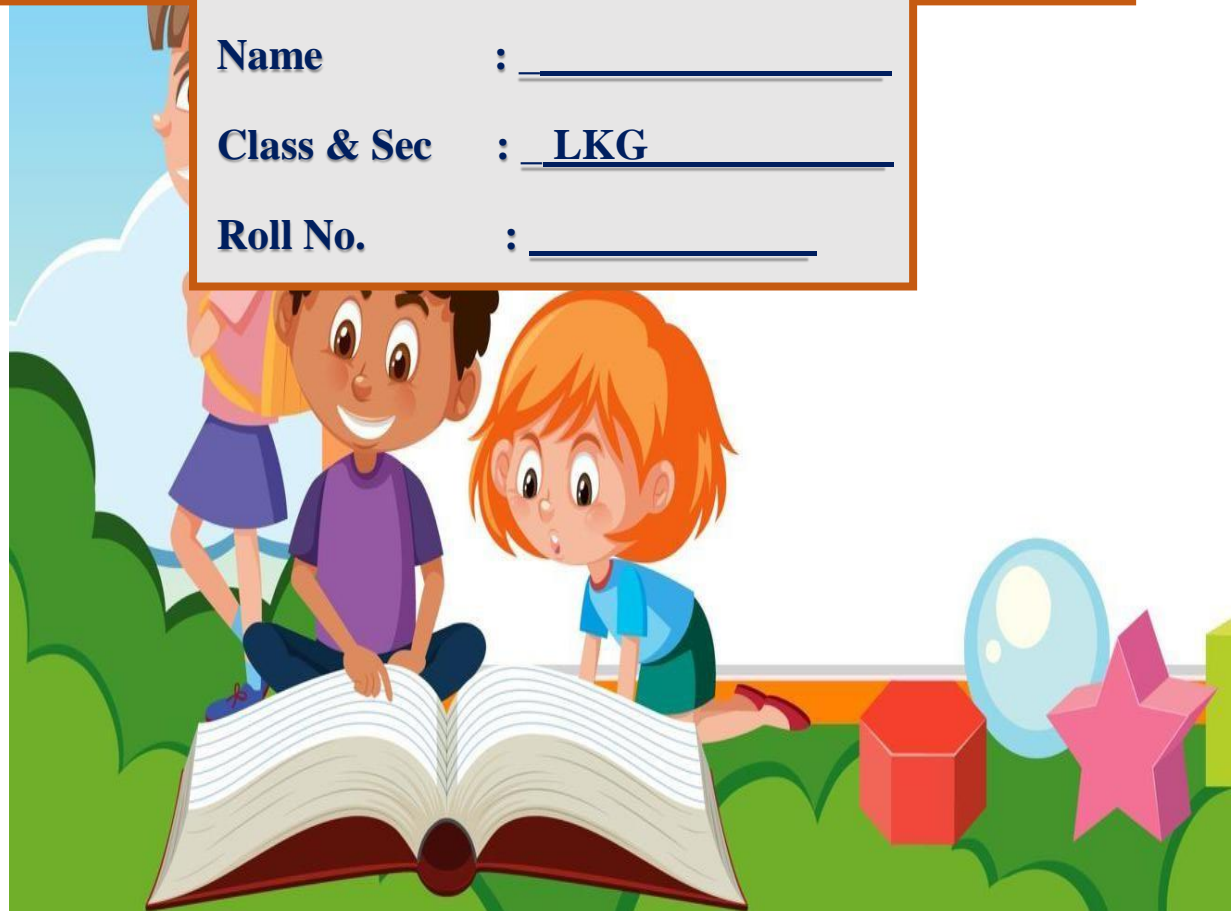
KLG WORLD SCHOOL

HOLIDAY HOMEWORK
SESSION 2024-25

Name : _____

Class & Sec : LKG

Roll No. : _____





Summertime, summertime, Let's go out and play.

Time for fun, and lots of sun.



I love this kind of day!

Summertime, summertime, Swimming to stay cool.

Pillow fights, and late night bites.

An awesome break from school!

Summer Vacation is a time full of fun games and activities. With that there are a lot of other things which you can do. For that we have planned some interesting work to make your summer full of creativity. So, go ahead and enjoy your summer break.

GUIDELINES FOR HOLIDAY HOMEWORK

- Holiday homework has to be done under the parental guidance.
- It must be done in a very neat and presentable manner.
- Revise the work done in the month of April and May for all subjects.
- Make your own time table to organize your daily routine like watching television, playing with friends, studying etc.
- Watch informative channels like Discovery kids, Animal Planet, YouTube Kids etc. to enhance your knowledge.
- Converse in English with your parent.
- Holiday Homework should be submitted in a folder by 3rd July 2023 (Monday). It must be labelled properly with the name, class and roll number of the child.

Looking forward to see you soon.

HAPPY HOLIDAYS!

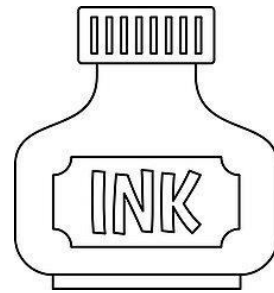
Team KLG WORLD SCHOOL, RIDMALSAR

Activity1: Match the letter with the correct picture and colour the pictures.


l




t




j



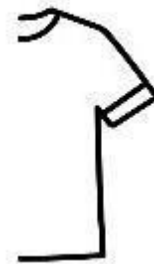

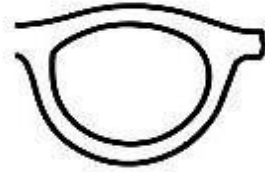

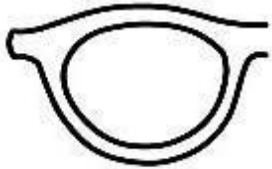

i



Activity 2: Spot the difference.
Find 5 differences and encircle them.




Activity 3: Match the picture with its other half.








Activity 4: Match the correct face.






Circle the happy face and cross the sad face.



Activity 5: Paste 5 pictures of circle shaped objects.



Activity 6: Count the pictures and match with the correct number.



1




2

3


4

5

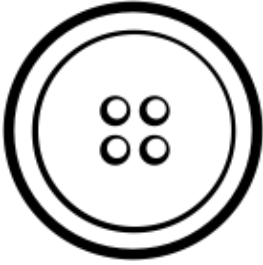
गतिविधि 7: वर्ण 'क' से शुरू होने वाले चित्रों में रंग भरें।



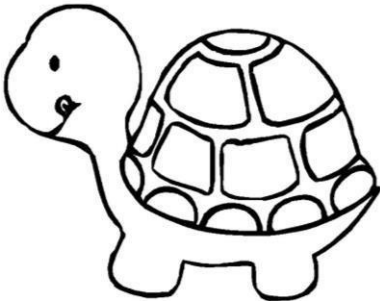
गतिविधि 8: चित्रों को पहचान कर सही वर्ण से मिलान करें व चित्रों में रंग भरें।




ब



ि






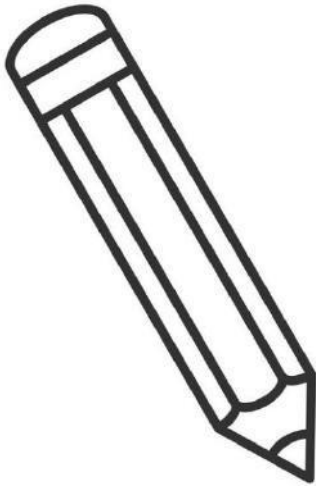
क



Activity 9: Match the sense organs with related things.

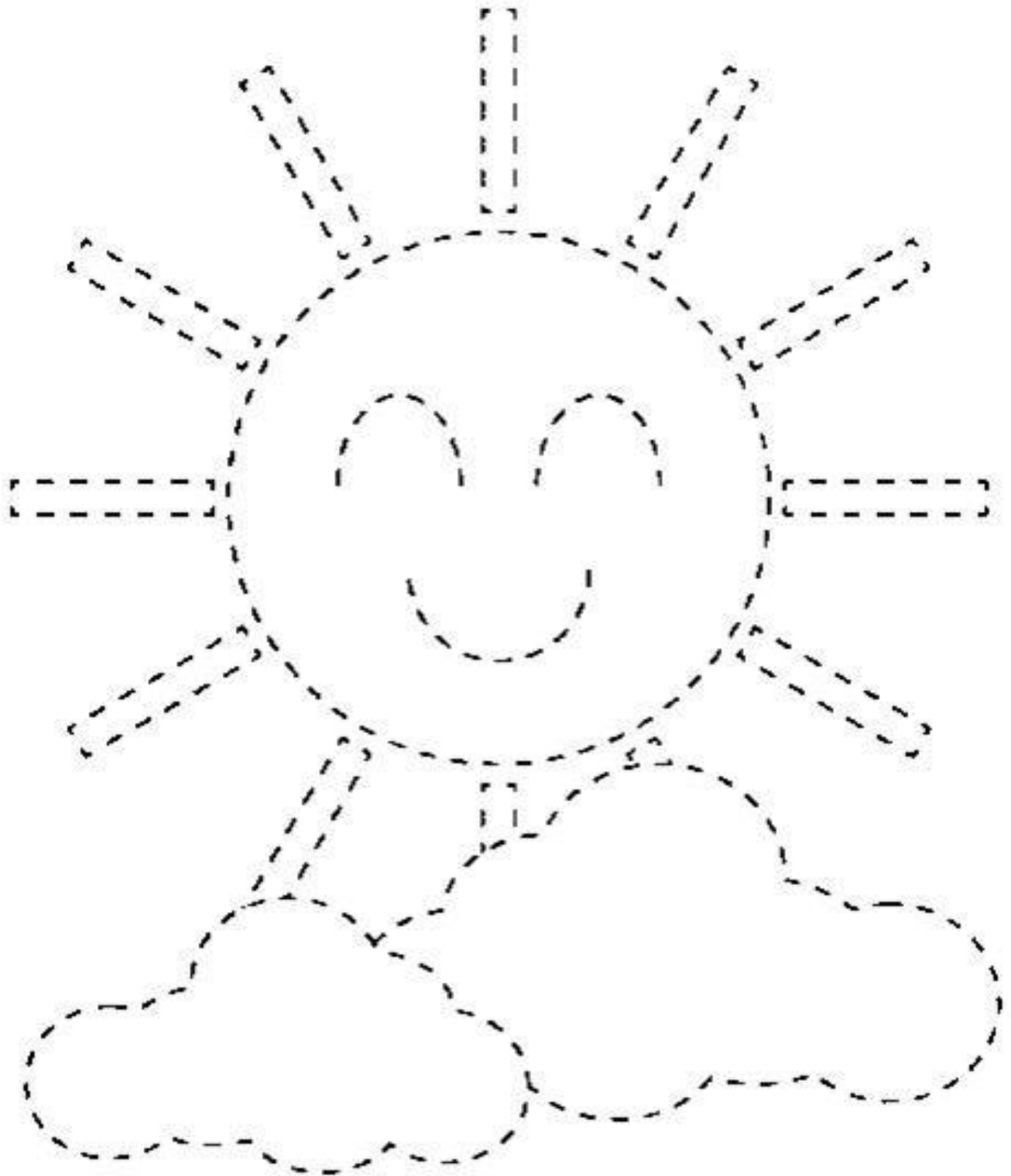


Activity 10: Colour and match the things which we keep in our school bag.



Activity 11:

- Trace the picture.
- Do tearing and pasting in the sun.
- Paste match sticks in sun rays.
- Do cotton pasting in the clouds.



Activity 12:



Pic no. 1

Let's do the number fun


Take a cardboard and coloured pom poms. Write the numbers from 1-10 on the cardboard and ask the children to count. Paste the pom poms as per the number.

Roll no- 1 to 10 (refer pic no. 1)

Activity 13:



Pic no. 2



Pic no. 3



Pic no. 4

Play way is child's favorite game of learning.

Follow the given steps to make flower of senses.

- Cut the coloured chart into the shape of a flower and paste it on a cardboard.
- In the center of the flower paste the picture of a sense organ.
- Paste the pictures related to the sense organ on the petals.
- Take help from the given reference picture.

All Students

Kindly note down the following important instructions.

English: Take written practice of letters **l, i, t, j** five times each in a separate notebook.

Maths: Take written practice of numbers **1,2,3,4** five times each in a separate notebook.

हिन्दी- अक्षर 'व' और 'ब' का पाँच बार अलग पुस्तिका में लिखित अभ्यास करवाएँ।

